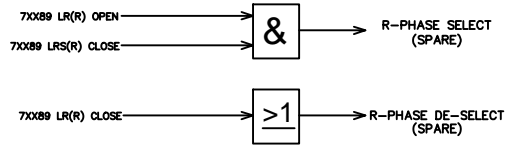
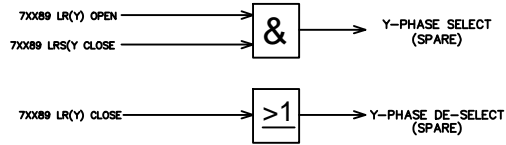


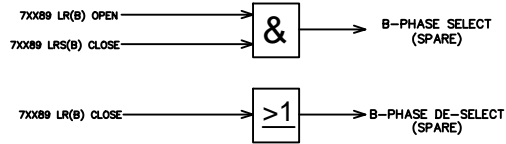
R-PHASE SELECTION LOGIC



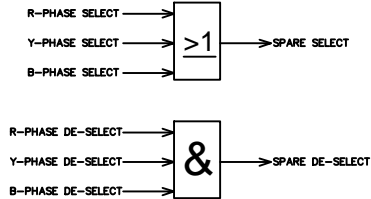
Y-PHASE SELECTION LOGIC



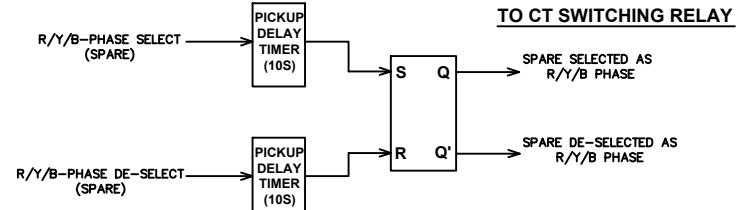
B-PHASE SELECTION LOGIC



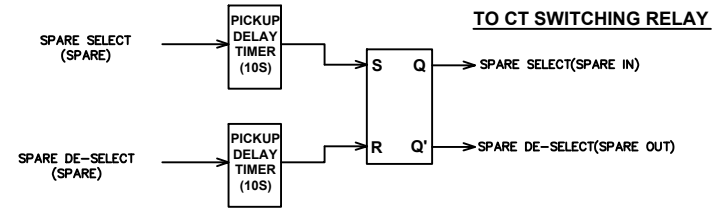
SPARE SELECTION LOGIC



CT SWITCHING SET/RESET LOGIC (R/Y/B PHASE AS SPARE)



CT SWITCHING SET/RESET LOGIC (SPARE)



Note:

1. If Virtual inputs are utilized for selection logic then the Quality & Goose Publisher inputs must be taken for the processing of Goose signal .

Sample Logic for "7XX89T LR(R) CLOSE" signal is shown below.

